

NEW



OPC-1300/1400/1500

Optical Path Converter(OPC)

OPC series is a passive component control interface, without changing any existing optical network deployment, the OPC series can convert the wavelength of dual-fiber bidirectional light transmission to single-fiber bidirectional transmission light waves, and it can use the same wavelength for bidirectional transmission on single fiber. No need to build additional optical cable Service channel can be doubled.

Features


- Convert any light wavelength from dual-core fiber to single-core fiber
- Passive model requires no power
- Protocol transparent, no limitation
- Connect to active and passive optical interfaces
- No wavelength and data rate limitation
- Number of WDM ports can be increased and decreased any time.

Specifications

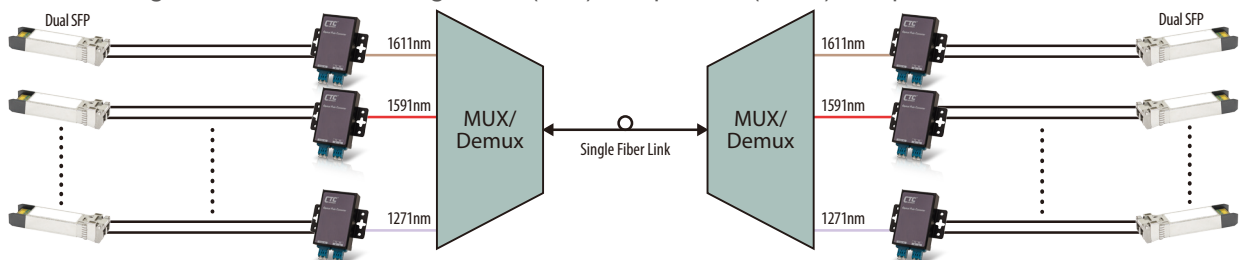
Model Name	OPC-1300	OPC-1400	OPC-1500
Operating Wavelength Range (λ_{op})	1263 ~ 1378nm	1383~ 1498nm	1503~1618nm
Insertion Loss (IN→COM, COM→OUT @ λ_{op} , 23°C, with connector)	≤1.4dB	≤1.4dB	≤1.4dB
Reverse Isolation (COM→IN @ λ_{op} , 23°C)	≥30dB	≥30dB	≥30dB
Polarization Dependence Loss (IN→COM or COM→OUT @ λ_{op} , 23°C)	≤0.2dB	≤0.2dB	≤0.2dB
Pair Return Loss (IN→...→OUT @ λ_{op} , 23°C)	≥40dB	≥30dB	≥30dB
Channel Cross Talk (Directivity)	≥45dB	≥45dB	≥45dB
Polarization Mode Dispersion	≤0.15ps	≤0.15ps	≤0.15ps
Max. Power Handling	500mW	500mW	500mW
Operating Temperature Range	-5~85°C	-5~85°C	-5~85°C
Storage Temperature Range	-40~85°C	-40~85°C	-40~85°C
Fiber Type	G.657A1	G.657A1	G.657A1
Dimension (WxDxH)		95.9 × 84.2 × 22mm	
Connector		LC/UPC	

Application

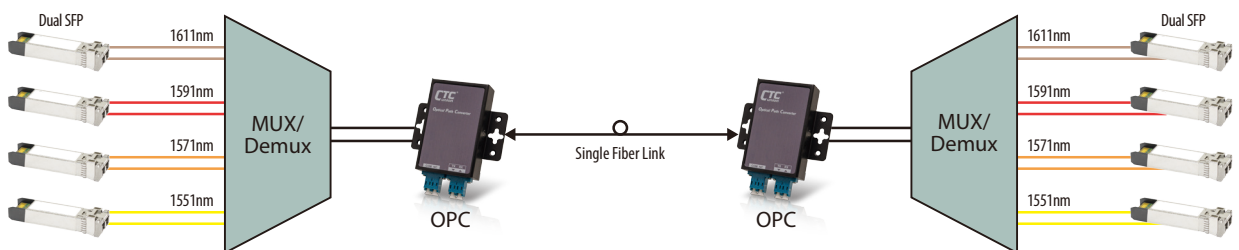
- Schematic diagram of OPC interfaced with active (SFP) components



- Schematic diagram of OPC connecting active (SFP) and passive (WDM) components



- Schematic diagram of OPC connecting with 4ch dual fiber passive CWDM Mux/DeMux



Ordering Information

Model Name	Description
OPC-1300	Optical path converter wavelength (1263nm ~ 1378nm) LC/UPC
OPC-1400	Optical path converter wavelength (1383nm ~ 1498nm) LC/UPC
OPC-1500	Optical path converter wavelength (1503nm ~ 1618nm) LC/UPC