

ETU Series Interface Modules





Various Interface modules for E1/T1 Access Units

When purchasing one of our single port access units or multi-port multiplexers, our ETU/TTU Interface modules provide the total solution to your data interface needs. In addition to standard datacom interfaces, Ethernet modules are also available for bridging or routing of Ethernet over E1 or T1 network.



Data Port Interface Module Options

Type	Photo	Description
RS-530		Connector: RS-530/DB25F Speed: Fractional E1 (N64/N56) Model: ETU/TTU-530
RS-449		Connection: RS-530/DB25F /RS-449M(F) additional Cable Speed: Fractional E1 (N64/N56) Model: ETU/TTU-449
G.703/64		Connector: DB15F G.703/64Kbps Codirectional Speed: 64Kbps Model: ETU/TTU-G64
ET100		Connection: RJ-45 10Base-T/100Base-Tx (Ethernet Bridge) Speed: Fractional E1 Model: ETU/TTU-ET100
ET100R		Connection: RJ-45 10/100Base-T/Tx (Ethernet Routing) Speed: Fractional E1 Model: ETU/TTU-ET100R

Type	Photo	Description
V.35		Connector: V.35/MB34F Speed: Fractional E1 (N64/N56) Model: ETU/TTU-V35
X.21		Connector: X.21/DB15F Speed: Fractional E1 (N64/N56) Model: ETU/TTU-X21
RS-232		Connector: RS-232/DB25F RS232 Sync(Async) Speed: 128Kbps (19.2Kbps) Model: ETU/TTU-232
NRZ		Connector: BNC(x4) NRZ Speed: Fractional E1 Model: ETU/TTU-NRZ



ETU01A Rear

ETU01/ETU01A/ETU01-U/ETU02/TTU01/TTU02 are available with the modules listed above